

---

## Detector Design Change

### "Based and Non-Based Photomultiplier Tubes"

September  
1996

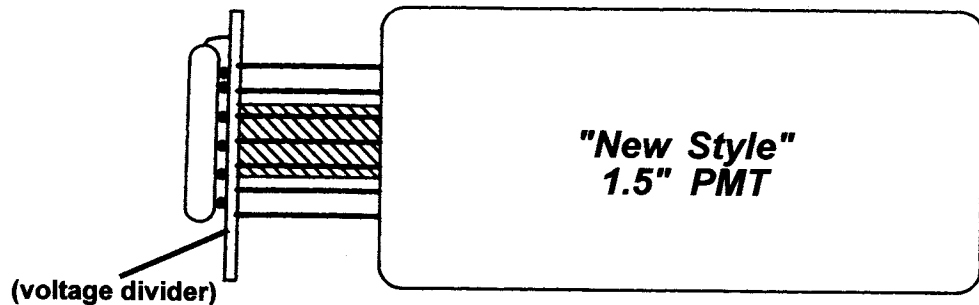
It is our goal at LMI to manufacture durable equipment at an inexpensive price. Therefore, we have recently started using "non-based" photomultiplier tubes in our detectors that use the 1.5" PMT. The "non-based" PMT is less expensive than the based PMT. The basic difference is the "based" tubes employ a 12-pin base and the "non-based" PMT has a voltage divider installed directly onto the PMT. Durability of the product will not be affected with this change.

When making necessary repairs, the "based" PMT can easily be replaced with the "non-based" PMT kit. The "non-based" tube kit includes extra sponges, tube harness set, sample detector harness assembly drawing, and installation instructions. For a copy of the instructions on replacing the "based" photomultiplier tube with the "non-based" please call or fax.

For your convenience, we will continue to offer both types of photomultiplier tubes. Please see price, description, and part numbers in the figures below.

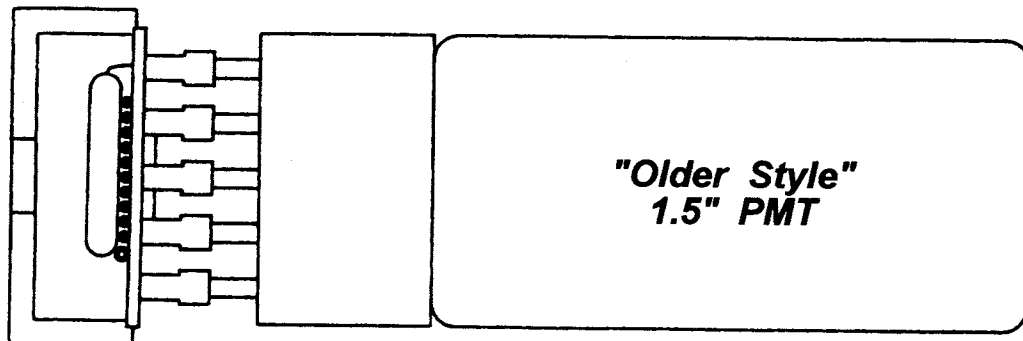
(Figure 1)

**Non-Based PMT**  
Part No. 4002-510  
Price: \$ 195.00



(Figure 2)

**Based PMT**  
Part No. 01-5001  
Price: \$ 210.00



New Item

# Model 2401-Series Pocket Survey Meter

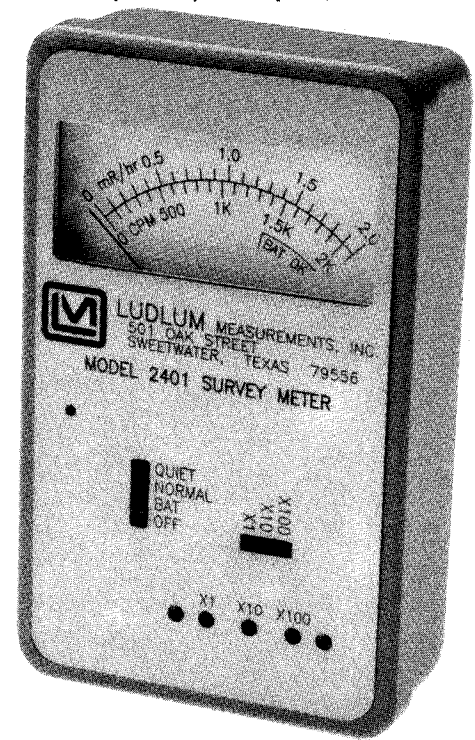
New Item

We have had many requests for a pocket size survey meter that is lightweight, rugged, and inexpensive. To fulfill these requests, we developed a new line of pocket survey meters. Model 2401-Series pocket survey meters are enclosed in an aluminum housing for ruggedness, however they weigh less than a pound. We have four separate models to meet most applications.

**Model 2401-EC** Pocket Survey Meter employs an internal energy compensated G-M detector for gamma radiation with a range of 0 - 200 mR/hr. **Model 2401-EC2** has an internal energy compensated G-M detector with a range of 0 - 2000 mR/hr. **Model 2401-EW** employs an end window G-M for alpha, beta, and gamma detection. **Model 2401-P** Pocket Survey has a full size pancake G-M (2" dia.) for alpha, beta, and gamma detection.

## GENERAL SPECIFICATIONS

- RESPONSE:** Typically 5 seconds from 10% to 90% of final reading
- POWER:** 9V battery
- BATTERY LIFE:** Typically 250 hours with alkaline batteries (battery condition can be checked on meter)
- METER:** 2.5" (6.4 cm) arc, 1 mA analog type
- LINEARITY:** Reading within 10% of true value
- CONSTRUCTION:** Aluminum housing with beige polyurethane enamel paint and a recessed subsurface printed membrane panel.
- TEMPERATURE RANGE:** -4° F (-20° C) to 122° F (50° C)
- AUDIO:** Built in unimorph speaker with ON/OFF switch. In QUIET mode audio is OFF.
- SIZE:** 1.8" (4.6 cm) H x 3.3" (8.4 cm) W x 5.3" (13.5 cm) L
- WEIGHT:** 0.9 lbs (0.4 kg) including battery



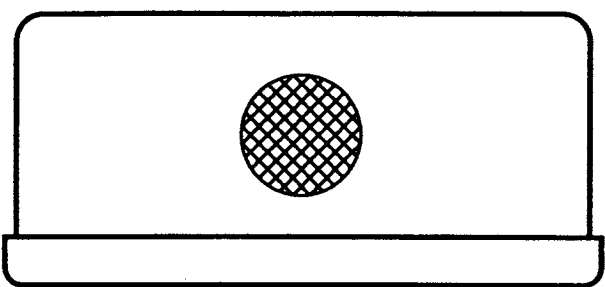
### Model 2401-EC Part No. 48-2824

**INDICATED USE:** Gamma survey  
**DETECTOR:** Energy compensated G-M  
**SENSITIVITY:** Typically 1050 cpm/mR/hr (Cs<sup>137</sup> gamma)  
**ENERGY RESPONSE:** Reading within ±20% of true value  
**RANGE:** 0-200 mR/hr, 0 - 210,000 cpm  
**METER DIAL:** 0 - 2.0 mR/hr, 0 - 2.1k cpm, BAT OK  
**MULTIPLIERS:** x1, x10, x100  
**PRICE: \$ 275.00**

### Model 2401-EC2 Part No. 48-2885

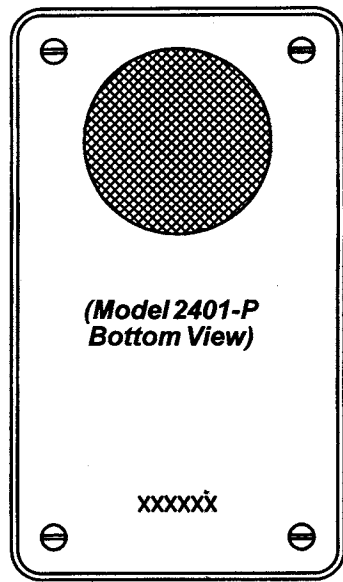
**INDICATED USE:** High range gamma survey  
**DETECTOR:** Energy compensated G-M  
**SENSITIVITY:** Typically 120 cpm/mR/hr (Cs<sup>137</sup> gamma)  
**ENERGY RESPONSE:** Reading within ±20% of true value  
**RANGE:** 0-2000 mR/hr  
**METER DIAL:** 0 - 20 mR/hr, BAT OK  
**MULTIPLIERS:** x1, x10, x100  
**PRICE: \$ 275.00**

(Model 2401-EW Top View)



### Model 2401-EW Part No. 48-2874

**INDICATED USE:** Alpha, Beta, and Gamma survey  
**DETECTOR:** 0.566 inch diameter end window G-M detector  
**SENSITIVITY:** Typically 1050 cpm/mR/hr (Cs<sup>137</sup> gamma)  
**ENERGY RESPONSE:** Energy dependent  
**RANGE:** 0-200 mR/hr, 0 - 210,000 cpm  
**METER DIAL:** 0 - 2.0 mR/hr, 0 - 2.1k cpm, BAT OK  
**MULTIPLIERS:** x1, x10, x100  
**PRICE: \$ 240.00**



(Model 2401-P Bottom View)

### Model 2401-P Part No. 48-2875

**INDICATED USE:** Alpha, Beta, and Gamma survey  
**DETECTOR:** 2.11 inch diameter pancake G-M  
**SENSITIVITY:** Typically 3300 cpm/mR/hr (Cs<sup>137</sup> gamma)  
**ENERGY RESPONSE:** Energy dependent  
**RANGE:** 0-15 mR/hr, 0 - 50,000 cpm  
**METER DIAL:** 0 - 0.15 mR/hr, 0 - 500 cpm, BAT OK  
**MULTIPLIERS:** x1, x10, x100  
**PRICE: \$ 340.00**